



SINCE 2012

# TOTAL INTERIORSOLUTIONS W.L.L (TIS)

Doha — Qatar





We are one of the premier Trading Enterprises with an ISO 9001:2008 registered. We develop wide range of architectural & mechanical products for the building and other industries, which is major part of our overall trading activities. Through a clear and focused professional approach to servicing the needs of the clients, we provide excellent technical and backup.

By working in close association with our customers, we have been able to provide quality products that meet the most exacting demand of architect, consultants and clients. Over the years, various projects we have been worked on and through that experience we are now able to provide comprehensive advise, across our product range, to provide you with the best solutions taking into consideration the aesthetic demands of architect and designers as well as the required functionality to the product.

#### Who we are

One of premier commercial trading enterprises representing manufacturer's from around the world with offices in Abu Dhabi, Dubai and Qatar

#### Our Expertise

We operate throughout the UAE & Qatar, in the Power, Oilfield, Construction, Hotel Sectors etc...

#### Our Quality

We work with International Companies offering high quality products backed by our quality services

#### Agencies & Distributors

Surespan, Access Panels Direct, Burgess CEP, Clarus, Zoeller, BioCote, LBH, Vlingcard Elsafe, Optrel, Total Valve Systems



توتل انٹیریور سولوشینز (ٹی.ای.اس)

Total Interior Solutions (TIS)

UAE - Qatar

TIS provide a full installation service for the product sold & distributed also provides suspended ceiling and partition installation and finishing for office interiors. We undertake sub-contract work, no matter how large or small to assist contractors complete interior fit outs on schedule.





Founded in 1989, Surespan-UK is the market-leader in the innovative design and manufacture of roof hatches, floor access covers and glazed roof lights - all of which can be built to order in bespoke sizes.

## Our Solutions

### Roof Hatch

SRHP    Smoke Vents    Glazed    Roof Light



### Floor Hatch

HIAC    SAC    RSI  
Recessed    Non Recessed    Upstand



### Sliding Hatch

### Safety Rail (SureGuard)





### Double Leaf Hatch

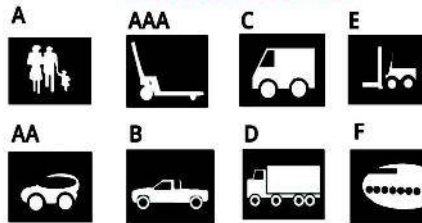


Fire Rated    Acoustic    Polyester

Powder Coating

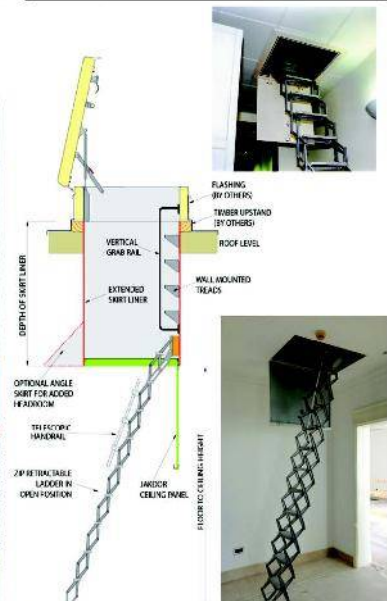


### FACTA loading table



### ZIP Ladder, Hatch & Extended Skirt

Model	Headboard	Min. Aperture
ZIP 4	Up to 2500	600 x 900
ZIP 5	2501—2790	600 x 900
ZIP 6	2791—3090	600 x 900
ZIP 7	3091—3390	600 x 900




Access Panels Direct—UK is recognized globally as a leading manufacturer of bespoke access panels, and access products. International brand with a reputation for quality with Innovative in design and manufacture. Ability to provide standard and bespoke sizes panels.

Fire Rated Access Panels are Approved by United Arab Emirates and Qatar Civil Defense.

## OUR SOLUTIONS


- ◆ Wall or Ceiling applications
- ◆ Retrofitted into existing walls
- ◆ Tape and Skimmed for Concealed finish
- ◆ Plasterboard Door for concealed finish
- ◆ Concealed finish in a tiles wall
- ◆ Fire Rated variations up to 120 minutes
- ◆ Insulated Loft access hatches
- ◆ Bespoke sizes and material, made to order service also available



RECESSED TILE DOOR



PICTURE FRAME




PLASTERBOARD DOOR  
BEADED FRAME




BEADED FRAME



CUSTOM MADE



CIRCULAR PANELS



## LOCKING OPTIONS



Three Way  
Lock



Tamper Proof  
Lock

Also available, Gypsum Ceiling and Wall Panels Non-Fire Rated



Tested by BM TRADA EXOVA



Approved by UAE Civil Defense



Approved by Qatar Civil Defense





# TIS Access Panel

**TIS non-fire rated Access Panels** provide access into dry walls and ceilings. A number of innovative design features make them virtually invisible and flush in the finished wall or ceiling. The access panels receive the same finish as the surrounding surface and can be removed for full access. Suitable of both new construction and repairs. Panels arrive ready for installation. The best finish of access in ceiling and in drywall.

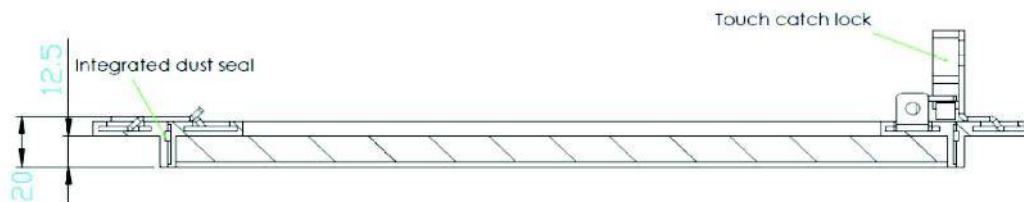
- Available for Ceiling or Drywall
- Extruded Aluminium profile and strong hardware
- White powder coated finish
- With brush seal, small gap between inner and out frame
- Concealed mini latch, push open
- 12mm, 12.5mm, 15mm moisture gypsum board inlay for ceiling
- Removable door panel with safety wire
- Quick installation without difficulty
- Customized size and color are available




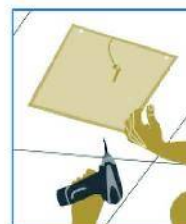
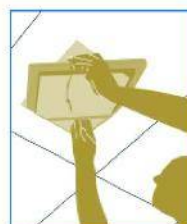

The panels feature a safety cable and hook



Touch catch as standard






The Access Panel can be inserted directly into the structural opening and screw fixed into position. It is a light weight panel that is easily installed, maintained and operated.



# ATTIC & LOFT LADDERS Electrical & Manual Operations


Manufactured from Carbon Steel, Aluminium Magnesium, and Titanium Magnesium with a Safe load of 300kg.





## WALL GUARD

The Vinyl resin material cover is resistant scraping and antimicrobial. The inner A-alloy is professional designed with good anti-collision. Good fireproof performance. The surface with the raised grain which prevents the ultraviolet light and sun exposure, corrosion resisting, and easy to be cleaned. Preventing the walls from damaging, and providing the utmost protection.




## HAND RAIL

Besides inflaming retarding, anti-bacterium, anti-collision and colorful features, the favorite flat type handrail is designed with the anti-collision buffer inside. The handrails are installed in hospitals, nursing homes, restaurants, hotels and other public places, which can help the disabled and elder to move and prevent slip. Meanwhile, they can prevent the destructive collisions from wheelchairs, luggage barrows, cleaning trolleys, dining car and so on.




## CORNER GUARD

Vinyl resin material, resistant shock, protecting walls and doorframes effectively and decreasing the decoration costs. It is suitable for the common wall corners and doorframes, which is acquired to prevent from bumping.



## TACTILE TILES

In order to supply safer and environment friendly blind road for the disabled, develop out the new products with the new technique, which is beautiful appearance, durable, and easy to install without the glue.





# **Building Expansion Joints Solutions**

For more than 18 years we have been providing recognized solutions for all type of buildings. Our capability to work with Consultants, Architects, Contractors to incorporate their design and supply the most economic and elegant solutions for movement, fire barriers etc. has made us one of the pioneers in the market.



**Single Seal Expansion Joints  
Floor to Floor/Wall**



**Metal Expansion Joints  
Floor to Floor/Wall (25-125mm)**




**Metal Expansion Joints  
Floor to Floor/Wall (50-150mm)**




**Control Joints  
Floors**




**Seismic Expansion Joints  
Floors**



**Fire Barrier System  
Floor to Floor/Wall**



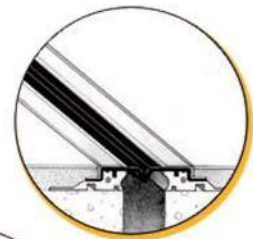

**Heavy Duty Expansion Joints  
Vehicle Loads**



**Multi-Purpose Seal Expansion Joints  
Floor to Floor / Wall to Wall**



**SS Slip Resistant Expansion Joints  
ADA Compliant - Floor to Floor**







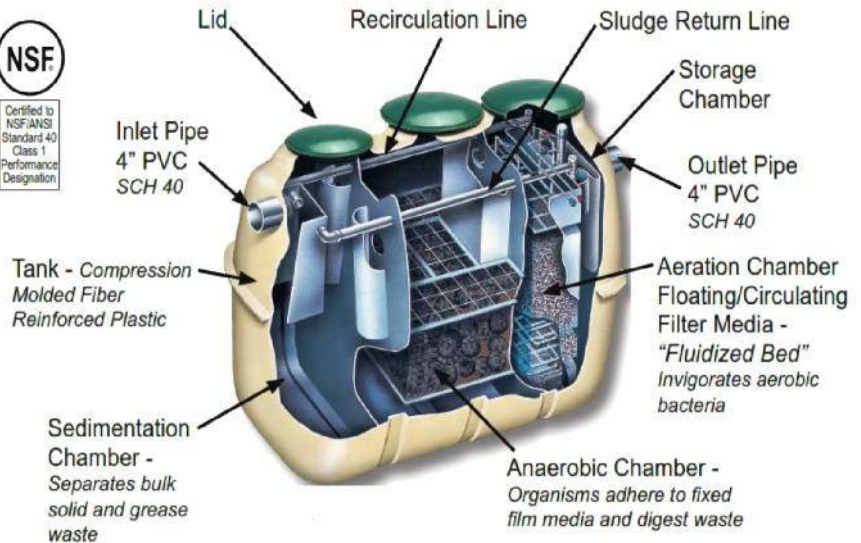
**ENVIRONMENTAL**

*Zeeller Family of Water Solutions™*

CLARUS FUSION USA, is a drop-in biological waste water treatment system utilizes proven Japanese Technology designed for use in decentralized applications where the effluent quality needs to meet or exceed secondary treatment standards. The Fusion is designed for use in residential, commercial and small community applications and is available in a variety of treatment capacities, from 450/1700 gpd/lpd (gallon per day/liter per day) to 4,000/15,000 gpd/lpd.

**FEATURES**

- ◆ Single Tank Construction
- ◆ Highly adjustable at site conditions
- ◆ Easy Installation
- ◆ Low Power Consumption
- ◆ Low Maintenance Cost
- ◆ Low Noise Factor
- ◆ Self Monitoring Alarm Panel
- ◆ Lifetime warranty on the media



Zoeller Company is one of the oldest independently owned professional pump manufacturers in America.

- ◆ Dewatering Pumps
- ◆ Storm Water Removal Pumps
- ◆ Sewage Transfer Pumps
- ◆ Commercial & Industrial Applications



**Available models**

Clarus Model	Litres per day Black & Grey Water Combined	Number of people (based on 150 litres per person per day)	Length (mm)	Width (mm)	Height (mm)	Power consumption (Watts) Excluding disinfection
ZF-450	1700	10	2000	1100	1600	60
ZF-600	2250	15	2500	1250	1700	60
ZF-800	3000	20	2500	1450	1850	60
ZF-1120	4200	27	3600	1650	1950	120
ZF-1440	5400	35	3750	1800	1950	124
ZF-2000	7500	50	4150	1950	2200	160
ZF-2400	9000	60	4200	2150	2120	261
ZF-3200	12000	80	4600	2250	2400	285
ZF-4000	15000	100	4750	2450	2550	336



Is the only pump company in the U.S to manufacture its own motor for jet and centrifugal pumps. Specializes in deep well pumps




Manufacturer of submersible turbine pumps know for their efficiency and durability in demanding water applications



## STAIR NOSING

The anti-slip strips for stairs have superexcellent wear-resistant, skid-proof and acoustic absorption effects. The anti-slip strips for stairs can meet the needs of different tread, color and norm of modern architecture. It is paved by adhesive. Soft PVC squeezed out in bicolor, ageing-resistant, fungi-proofing, flame retardant, stain resistant, environmental protecting and nontoxic formula. There is complete color system to be selected.



Anti-Slip Safety Stair & Walkway



Wall & Corner Guards



ASSA ABLOY

## ASSA ABLOY



Elsafe



Mobile Access



Mini Bar



VingCard Allure



LBH INTERNATIONAL A/S was established in 1985 as a company specializing in the design, manufacture and application of high-quality expansion joints and related products.

Fabric expansion joint—Elastomeric—Gas Turbine Exhaust—Metal Expansion Joints—Bellowarp



Thrush Company, Inc. Designs, Manufactures and Distributes HYDRONIC & HVAC products, which included flow guides (suction diffusers), heat exchangers and Triple Duty Valves are some of them (combine a shut off valve and metering valve within one valve body and offers savings in space



**Major Projects:**



PRESIDENTIAL PALACE ABU DHABI



CENTRAL MARKET ABU DHABI



ROSEWOOD HOTEL ABU DHABI



CLEVELAND CLINIC ABU DHABI



FERRARI WORLD ABU DHABI



AL MAKTOUM INTL. AIRPORT DUBAI



BURJ KHALIFA DUBAI



DUBAI INTERNATIONAL AIRPORT



DAMAC HEIGHTS DUBAI




ADDRESS RESIDENCE DUBAI



JEWEL OF THE CREEK DUBAI



REGENT PEARL ABU DHABI



ABU DHABI INTERNATIONAL AIRPORT



MAFRAQ HOSPITAL ABU DHABI

Many more...



# TOTAL INTERIOR SOLUTIONS W.L.L

Doha, Qatar

Tel: +974 444 75272 Fax: +971 2 631 1156

[www.tisuae.com](http://www.tisuae.com) [sales@darmakiuae.com](mailto:sales@darmakiuae.com)







توتل انتيرير سوليوشنز

**TOTAL INTERIOR SOLUTIONS**

TOTAL INTERIOR SOLUTIONS TIS

P.O.BOX: 29618, Hamdan Street

Abu Dhabi, United Arab Emirates

☎ +971 2 633 3448

☎ +971 2 631 1156

✉ sales@tisolutionz.com

TOTAL INTERIOR SOLUTIONS WLL

P.O.Box: 30007, Jabr Bin Mohd. Street

Doha, Qatar

☎ +974 333 83847

☎ +971 2 631 1156

✉ sales@tisolutionz.com





TOTAL INTERIOR SOLUTIONS TIS is a leading supplier of Access Panels, Access Hatches, Retractable Ladders under the Brand Name TISolutionz. By using innovative methods, we provide a full range of access solutions for internal and external use. Available in standard sizes or custom made to suit individual requirements.

Fire Rated, Non-Fire Rated, Acoustic panels are also available.

Fire Rated access panels are approved by authorities in the Middle East, tested all in accordance with BS EN 1634-1: 2014: Part 1

TISolutionz access panels are designed to fit into any type of wall or ceiling system, allowing easy access into ceiling void/wall cavity where services, controls, need to be quickly accessed for maintenance or emergency measures.

#### Who we are

One of the premier trading enterprises representing manufactures around the world with offices in UAE & Qatar

#### Our Expertise

We operate throughout the UAE & Qatar, in the Power, Construction, Hotel sectors etc.

#### Our Quality

We work with International Companies offering high quality products backed by our quality services

#### Products & Brand

Suppliers of TISolutionz Access Panel, Access Hatch & Retractable Ladder





# What's Available

- ✓ WALL or CEILING applications
- ✓ Retrofitted into existing walls
- ✓ Tape and skimmed for Concealed frame
- ✓ Plasterboard door for concealed finish
- ✓ Concealed finish in a tiled wall
- ✓ Fire rated variations up to 180 minutes
- ✓ Insulated Loft access hatches and ZIP ladder
- ✓ Bespoke sizes and material, made to order service also available
- ✓ Approved by UAE & Qatar Civil Defence
- ✓ Tested by BM TRADA



TOTAL INTERIOR SOLUTIONS TIS  
P.O.BOX: 29618, Hamdan Street  
Abu Dhabi, United Arab Emirates

☎ +971 2 633 3448  
☎ +971 2 631 1156  
✉ sales@tisolutionz.com

TOTAL INTERIOR SOLUTIONS WLL  
P.O.Box: 30007, Jabr Bin Mohd. Street  
Doha, Qatar

☎ +974 333 83847  
☎ +971 2 631 1156  
✉ sales@tisolutionz.com





# Wall Access Panel

## Fire Rated Access Panel

### Product Reference: TIS MD2H



Technical Specification	
DESCRIPTION	Access Panel Metal Door – TIS MD2H
FIRE RATED	2 hours Fire Resistance for integrity, all in accordance with BS EN 1634-1: 2014: Part 1
HINGED TYPE	Continuous Hinge
COMPOSITION	1.5mm Zinc Plated Steel Frame and Door Polyester Powder Coated to RAL 9010 20% gloss
FRAME	25mm Picture Frame
FITTING	Screw/bolt-fixed into position through the side of the panel frame
LOCKING	3-way locking
SEAL	10*4.5mm all around the frame

TIS MD2H Access Panel is designed to fit into any type of wall system allowing easy access into cavity/void. The panel to be inserted directly into the clear structural opening and screw/bolt-fixed into position through the side of the panel frame.

#### Features:

- 2 hours Fire Rated
- 25mm wide Picture Frame
- Three-way locking
- Powder Coated to RAL 9010 as Standard

#### Fire:

- 2 hours Fire Rated for a Wall System
- All in accordance with BS EN 1634-1: 2014: Part 1
- Intumescent strips fitted on the frames (DO NOT interfere with the seals)
- Approved by Abu Dhabi Civil Defense
- Approved by Dubai Civil Defense
- Approved by Qatar Civil Defense

#### Dimensions:

- Please note that on installation of the access panel, the actual size of the structural opening in the wall needs to be 10mm larger than the overall panel

TOTAL INTERIOR SOLUTIONS TIS

P.O.BOX: 29618, Hamdan Street

Abu Dhabi, United Arab Emirates

☎ +971 2 633 3448

☎ +971 2 631 1156

✉ sales@tisolutionz.com

TOTAL INTERIOR SOLUTIONS WLL

P.O.Box: 30007, Jabr Bin Mohd. Street

Doha, Qatar

☎ +974 333 83847

☎ +971 2 631 1156

✉ sales@tisolutionz.com



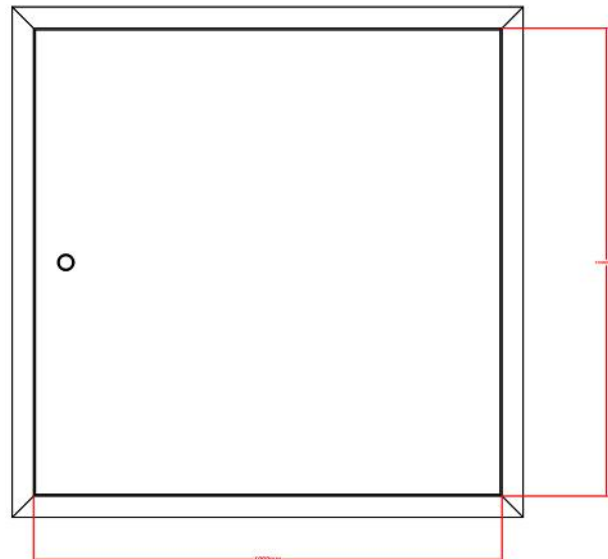
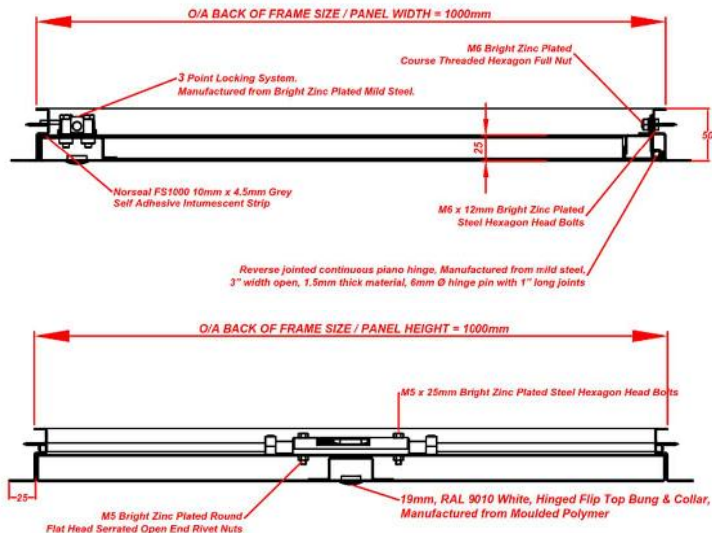


# Wall Access Panel

General Drawing

Fire Rated Access Panel

Product Reference: TIS MD2H



TOTAL INTERIOR SOLUTIONS TIS

P.O.BOX: 29618, Hamdan Street

Abu Dhabi, United Arab Emirates

☎ +971 2 633 3448

☎ +971 2 631 1156

✉ sales@tisolutionz.com

TOTAL INTERIOR SOLUTIONS WLL

P.O.Box: 30007, Jabr Bin Mohd. Street

Doha, Qatar

☎ +974 333 83847

☎ +971 2 631 1156

✉ sales@tisolutionz.com







# Wall Access Panel



## Fire Rated Access Panel

### Product Reference: TIS GD2H

Technical Specification	
DESCRIPTION	Plasterboard faced Concealed Beaded Frame - TIS GD2H
FIRE RATED	2 hours Fire Resistance for integrity, all in accordance with BS EN 1634-1: 2014: Part 1
HINGED TYPE	Panel / Cupboard Hinge
COMPOSITION	1.5mm Zinc Plated Steel Frame and Door. Flush Plasterboard infill Faced Door Tray with 12mm Plasterboard Infill. Polyester Powder Coated to RAL 9010 20% gloss.
FRAME	25mm Beaded Frame
FITTING	Screw/bolt-fixed into position through the side of the panel frame
LOCKING	3-way locking
SEAL	10*4.5mm all around the frame (Fire, Smoke & Acoustic Characteristic for seal but tested for Fire)

TIS GD2H Access Panel is designed to fit into any type of wall system allowing easy access into cavity/void. The panel to be inserted directly into the clear structural opening and screw/bolt-fixed into position through the side of the panel frame.

#### Features:

- 2 hours Fire Rated
- 25mm wide Beaded Frame
- 12mm Plasterboard infill
- Three-way locking
- Powder Coated to RAL 9010 as Standard

#### Fire:

- 2 hours Fire Rated for a Wall System
- All in accordance with BS EN 1634-1: 2014: Part 1
- Intumescent strips fitted on the frames (DO NOT interfere with the seals)
- Approved by Abu Dhabi Civil Defense
- Approved by Dubai Civil Defense
- Approved by Qatar Civil Defense

#### Dimensions:

- Please note that on installation of the access panel, the actual size of the structural opening in the wall needs to be 10mm larger than the overall panel



TOTAL INTERIOR SOLUTIONS TIS  
P.O.BOX: 29618, Hamdan Street  
Abu Dhabi, United Arab Emirates

☎ +971 2 633 3448  
☎ +971 2 631 1156  
✉ sales@tisolutionz.com

TOTAL INTERIOR SOLUTIONS WLL  
P.O.Box: 30007, Jabr Bin Mohd. Street  
Doha, Qatar

☎ +974 333 83847  
☎ +971 2 631 1156  
✉ sales@tisolutionz.com


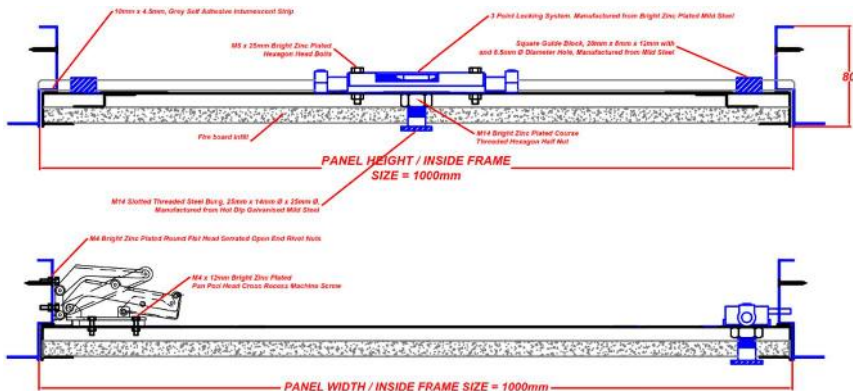


# Wall Access Panel

General Drawing

Fire Rated Access Panel

Product Reference: TIS GD2H



TOTAL INTERIOR SOLUTIONS TIS  
P.O.BOX: 29618, Hamdan Street  
Abu Dhabi, United Arab Emirates

☎ +971 2 633 3448  
☎ +971 2 631 1156  
✉ sales@tisolutionz.com

TOTAL INTERIOR SOLUTIONS WLL  
P.O.Box: 30007, Jabr Bin Mohd. Street  
Doha, Qatar

☎ +974 333 83847  
☎ +971 2 631 1156  
✉ sales@tisolutionz.com





# Wall Access Panel



## Fire Rated Access Panel

Product Reference: TIS MDL02H

### Technical Specification

Technical Specification	
DESCRIPTION	Metal Door with 25mm Picture Frame Lift Out Door – TIS MDL02H
FIRE RATED	2 hours Fire Resistance for integrity, all in accordance with BS EN 1634-1: 2014 + A1: 2018 Part 1
HINGED TYPE	Continuous Hinge
COMPOSITION	1.5mm Zinc Plated Steel Frame and Door. Polyester Powder Coated to RAL 9010 20% gloss.
FRAME	25mm Picture Frame
FITTING	Screw/bolt-fixed into position through the side of the panel frame
LOCKING	3-way locking to both sides
SEAL	10*4.5mm all around the frame, NORSEAL FS1000 (Fire, Smoke & Acoustic Characteristic of seal but tested for Fire)

TIS MDL02H Access Panel is designed to fit into any type of wall system allowing easy access into cavity/void. The panel to be inserted directly into the clear structural opening and screw/bolt-fixed into position through the side of the panel frame.

#### Features:

- 2 hours Fire Rated
- 25mm Picture Frame
- Lift out (removable) Door
- Three-way locking to both sides
- Powder Coated to RAL 9010 as Standard

#### Fire:

- 2 hours Fire Rated for a Wall System
- All in accordance with BS EN 1634-1: 2014 + A1: 2018 Part 1
- Intumescent strips fitted on the frames (DO NOT interfere with the seals)
- Approved by Abu Dhabi Civil Defense
- Approved by Dubai Civil Defense
- Approved by Qatar Civil Defense

#### Dimensions:

- Please note that on installation of the access panel, the actual size of the structural opening in the wall needs to be 10mm larger than the overall panel

TOTAL INTERIOR SOLUTIONS TIS

P.O.BOX: 29618, Hamdan Street

Abu Dhabi, United Arab Emirates

☎ +971 2 633 3448

☎ +971 2 631 1156

✉ sales@tisolutionz.com

TOTAL INTERIOR SOLUTIONS WLL

P.O.Box: 30007, Jabr Bin Mohd. Street

Doha, Qatar

☎ +974 333 83847

☎ +971 2 631 1156

✉ sales@tisolutionz.com




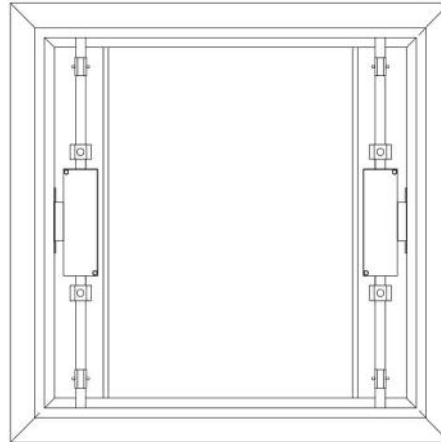
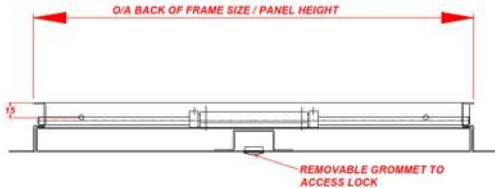
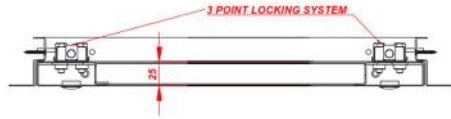


# Wall Access Panel

General Drawing

Fire Rated Access Panel

Product Reference: TIS MDL02H



TOTAL INTERIOR SOLUTIONS TIS  
P.O.BOX: 29618, Hamdan Street  
Abu Dhabi, United Arab Emirates

☎ +971 2 633 3448  
☎ +971 2 631 1156  
✉ sales@tisolutionz.com

TOTAL INTERIOR SOLUTIONS WLL  
P.O.Box: 30007, Jabr Bin Mohd. Street  
Doha, Qatar

☎ +974 333 83847  
☎ +971 2 631 1156  
✉ sales@tisolutionz.com







# Wall Access Panel



## Fire Rated Access Panel

Product Reference: TIS GD2H TD

Technical Specification	
DESCRIPTION	Metal Door with Exposed Edge Frame and 12mm Plasterboard infill, 13mm recessed for tile/marble infill – TIS GD2H TD
FIRE RATED	3 hours Fire Resistance for integrity, all in accordance with BS EN BS EN 1634-1: 2014 + A1: 2018
HINGED TYPE	Panel / Cupboard Hinge
COMPOSITION	2.0mm Zinc Plated Steel Frame and 1.5mm Door. 12mm Plasterboard Infill to Door. Polyester Powder Coated to RAL 9010 20% gloss.
FRAME	Exposed Edge Frame
FITTING	Screw/bolt-fixed into position through the side of the panel frame
LOCKING	3-way locking
SEAL	10*4.5mm all around the frame, NORSEAL FS1000 (Fire, Smoke & Acoustic Characteristic for seal but tested for Fire)

TIS GD2H TD Access Panel is designed to fit into any type of wall system allowing easy access into cavity/void. The panel to be inserted directly into the clear structural opening and screw/bolt-fixed into position through the side of the panel frame.

### Features:

- 3 hours Fire Rated
- Exposed Edge Frame
- Recessed 13mm for Tile or Marble infill
- 12mm Plasterboard infill
- Three-way locking
- Powder Coated to RAL 9010 as Standard

### Fire:

- 3 hours Fire Rated for a Wall System
- All in accordance with BS EN 1634-1: 2014 + A1: 2018
- Intumescent strips fitted on the frames (DO NOT interfere with the seals)
- Approved by Abu Dhabi Civil Defense
- Approved by Dubai Civil Defense
- Approved by Qatar Civil Defense

### Dimensions:

- Please note that on installation of the access panel, the actual size of the structural opening in the wall needs to be 10mm larger than the overall panel



TOTAL INTERIOR SOLUTIONS TIS

P.O.BOX: 29618, Hamdan Street

Abu Dhabi, United Arab Emirates

☎ +971 2 633 3448

☎ +971 2 631 1156

✉ sales@tisolutionz.com

TOTAL INTERIOR SOLUTIONS WLL

P.O.Box: 30007, Jabr Bin Mohd. Street

Doha, Qatar

☎ +974 333 83847

☎ +971 2 631 1156

✉ sales@tisolutionz.com

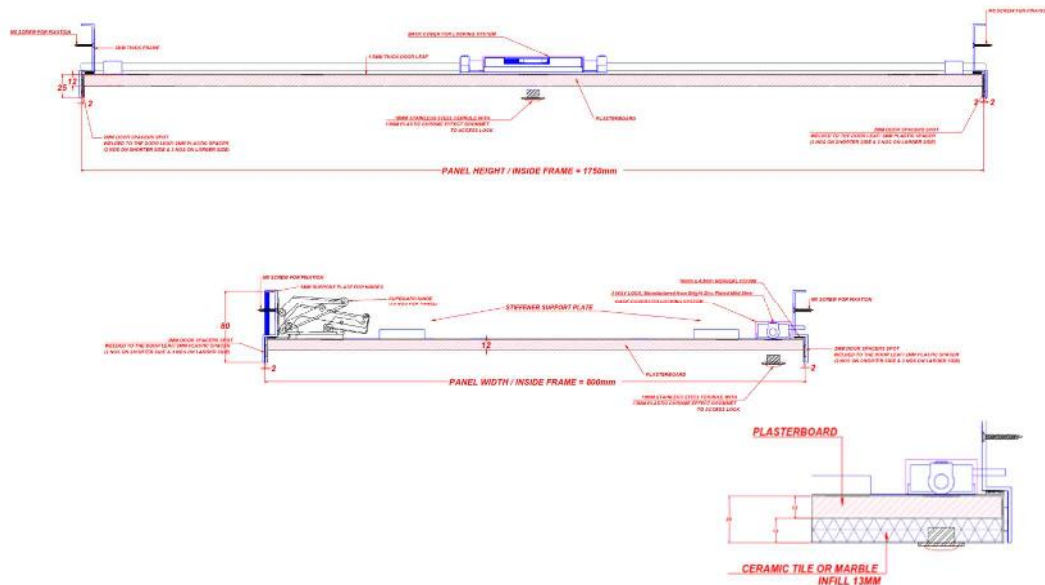


# Wall Access Panel

## General Drawing

### Fire Rated Access Panel

Product Reference: TIS GD2H TD



TOTAL INTERIOR SOLUTIONS TIS  
P.O.BOX: 29618, Hamdan Street  
Abu Dhabi, United Arab Emirates

☎ +971 2 633 3448  
☎ +971 2 631 1156  
✉ sales@tisolutionz.com

TOTAL INTERIOR SOLUTIONS WLL  
P.O.Box: 30007, Jabr Bin Mohd. Street  
Doha, Qatar

☎ +974 333 83847  
☎ +971 2 631 1156  
✉ sales@tisolutionz.com







# Wall Access Panel



## Fire Rated Access Panel

Product Reference: TIS MD SC L RW 2H

Technical Specification	
DESCRIPTION	Metal Door with Picture Frame and 50mm Rockwool infill – TIS MD SC L RW 2H
FIRE RATED	2 hours Fire Resistance for integrity, all in accordance with BS EN 1634-1: 2014/A1:2018
HINGED TYPE	Continuous Hinge
COMPOSITION	1.5mm Zinc Plated Steel Frame and Door. 50mm Rockwool with density 140kg/m <sup>3</sup> Infill to Door. Spring closer. Polyester Powder Coated to RAL 9010 20% gloss.
FRAME	25mm Picture Frame
FITTING	Screw/bolt-fixed into position through the side of the panel frame
LOCKING	3-way locking with slam
SEAL	10*4.5mm all around the frame, NORSEAL FS1000 (Fire, Smoke & Acoustic Characteristic for seal but tested for Fire)

TIS MD SC L RW 2H Access Panel is designed to fit into any type of wall system allowing easy access into cavity/void. The panel to be inserted directly into the clear structural opening and screw/bolt-fixed into position through the side of the panel frame.

### Features:

- 2 hours Fire Rated
- 25mm wide Picture Frame
- 50mm Rockwool infill
- Spring Closer
- Three-way slam locking
- Powder Coated to RAL 9010 as Standard

### Fire:

- 2 hours Fire Rated for a Wall System
- All in accordance with BS EN 1634-1: 2014/A1:2018
- Intumescent strips fitted on the frames (DO NOT interfere with the seals)
- Approved by Abu Dhabi Civil Defense
- Approved by Dubai Civil Defense
- Approved by Qatar Civil Defense

### Dimensions:

- Please note that on installation of the access panel, the actual size of the structural opening in the wall needs to be 10mm larger than the overall panel



TOTAL INTERIOR SOLUTIONS TIS  
P.O.BOX: 29618, Hamdan Street  
Abu Dhabi, United Arab Emirates

☎ +971 2 633 3448  
☎ +971 2 631 1156  
✉ sales@tisolutionz.com

TOTAL INTERIOR SOLUTIONS WLL  
P.O.Box: 30007, Jabr Bin Mohd. Street  
Doha, Qatar

☎ +974 333 83847  
☎ +971 2 631 1156  
✉ sales@tisolutionz.com

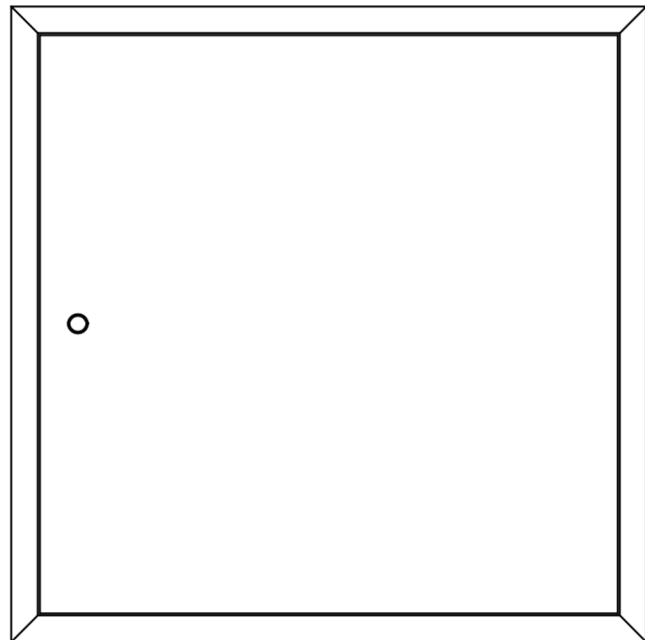
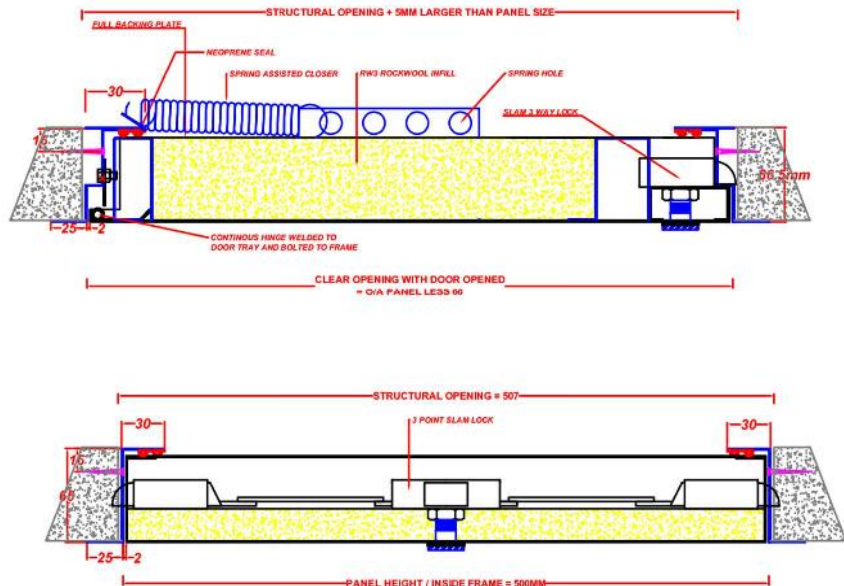


# Wall Access Panel

## General Drawing

### Fire Rated Access Panel

Product Reference: TIS MD SC L RW 2H



TOTAL INTERIOR SOLUTIONS TIS  
P.O.BOX: 29618, Hamdan Street  
Abu Dhabi, United Arab Emirates

+971 2 633 3448  
+971 2 631 1156  
sales@tisolutionz.com

TOTAL INTERIOR SOLUTIONS WLL  
P.O.Box: 30007, Jabr Bin Mohd. Street  
Doha, Qatar

+974 333 83847  
+971 2 631 1156  
sales@tisolutionz.com

TISolutionz





# Wall Access Panel



## Fire Rated Access Panel

Product Reference: TIS RCD2H

TIS RCD2H Access Panel is designed to fit into any type of wall system allowing easy access into cavity/void. The panel to be inserted directly into the clear structural opening and screw/bolt-fixed in position through the side of the panel frame.

### Features:

- 3 hours Fire Rated
- Exposed Edge Frame
- Recessed 20mm for Tile/Marble/Stone infill
- 2mm mesh in place
- Three-way locking
- Powder Coated to RAL 9010 as Standard

### Fire:

- 3 hours Fire Rated for a Wall System
- All in accordance with BS EN 1634-1: 2014 + A1: 2018 & BS EN 1363-1: 2012
- Intumescent strips fitted on the frames (DO NOT interfere with the seals)
- Approved by Abu Dhabi Civil Defense
- Approved by Dubai Civil Defense
- Approved by Qatar Civil Defense

### Dimensions:

- Please note that on installation of the access panel, the actual size of the structural opening in the wall needs to be 10mm larger than the overall panel



TOTAL INTERIOR SOLUTIONS TIS  
 P.O.BOX: 29618, Hamdan Street  
 Abu Dhabi, United Arab Emirates

☎ +971 2 633 3448  
 ☎ +971 2 631 1156  
 ✉ sales@tisolutionz.com

TOTAL INTERIOR SOLUTIONS WLL  
 P.O.Box: 30007, Jabr Bin Mohd. Street  
 Doha, Qatar

☎ +974 333 83847  
 ☎ +971 2 631 1156  
 ✉ sales@tisolutionz.com

Technical Specification	
DESCRIPTION	Metal Door with Exposed Edge Frame and 20mm recessed for tile/marble/stone infill, 2mm mesh in place- TIS RCD2H
FIRE RATED	3 hours Fire Resistance for integrity, all in accordance with BS EN 1634-1: 2014 + A1: 2018 & BS EN 1363-1: 2012
HINGED TYPE	Panel / Cupboard Hinge
COMPOSITION	2.0mm Zinc Plated Steel Frame and Door. 20mm Recessed Door with 2mm mesh in place. Polyester Powder Coated to RAL 9010 20% gloss.
FRAME	Exposed Edge Frame
FITTING	Screw/bolt-fixed into position through the side of the panel frame
LOCKING	3-way locking
SEAL	10*4.5mm all around the frame, NORSEAL FS1000 (Fire, Smoke & Acoustic Characteristic for seal but tested for Fire)







# Maximum Size Fire Tested Panels

- TIS MD2H – Metal Door Access Panel  
997 X 997mm
- TIS GD2H – Plasterboard Door Access Panel  
995 X 995mm
- TIS MD SC L RW 2H – Metal Door with Rockwool Infill  
2200 X 800mm
- TIS RCD2H – 20mm Recessed Door Access Panel  
1992X692mm
- TIS GD2H TD – 13mm Recessed Door Access Panel  
2193 X 743mm
- TIS MDL02H – Lift Out Door Access Panel  
1000 X 800mm



TOTAL INTERIOR SOLUTIONS TIS  
P.O.BOX: 29618, Hamdan Street  
Abu Dhabi, United Arab Emirates

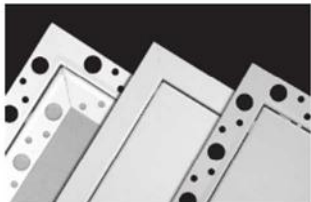
☎ +971 2 633 3448  
☎ +971 2 631 1156  
✉ sales@tisolutionz.com

TOTAL INTERIOR SOLUTIONS WLL  
P.O.Box: 30007, Jabr Bin Mohd. Street  
Doha, Qatar

☎ +974 333 83847  
☎ +971 2 631 1156  
✉ sales@tisolutionz.com



# Fitting Instructions



Panels available with a picture frame or a beaded frame and either a metal door or beaded frame with plaster board faced door.




Insert frame into structural opening which needs to be 5mm larger than panel size, ensuring frame is flush with surface. Then screw fix through fixing points. Additional packers may be needed to prevent distortion of the frame. **DO NOT** fix through the face of frame.




Continuous hinge doors can be removed from the frame by the bolts securing the hinge.



Simple to operate: remove the plastic plug, insert the Tee Key into the budget lock and rotate 45 degrees. Ensure there is sufficient clearance for the lock to operate correctly.



Fire rated doors have smoke strips fitted on the frame. **DO NOT** interfere with these seals.



Access Panels with a beaded frame are designed for a wet finish. Scrim tape must be applied to all beaded edges prior to plastering. **IMPORTANT NOTE:** If scrim tape is not used the plaster may not adhere to the access panel's frame.

TOTAL INTERIOR SOLUTIONS TIS  
P.O.BOX: 29618, Hamdan Street  
Abu Dhabi, United Arab Emirates

☎ +971 2 633 3448  
☎ +971 2 631 1156  
✉ sales@tisolutionz.com

TOTAL INTERIOR SOLUTIONS WLL  
P.O.Box: 30007, Jabr Bin Mohd. Street  
Doha, Qatar

☎ +974 333 83847  
☎ +971 2 631 1156  
✉ sales@tisolutionz.com



# Access Hatch



## Roof Access Hatch

Product Reference: TIS RH/50RW

Technical Specification	
DESCRIPTION	Access Hatch TIS RH/50RW
UPSTAND	300mm upstand as standard
HINGED TYPE	Continuous Heavy-Duty Hinge
COMPOSITION	Manufactured from Aluminium/SS316 with a 50mm Rockwool Insulation as Standard
OPERATION	Gas Spring assisted opening manual opening, hold open stay arm with smooth manual closing with a grip handle to prevent against accidental closure
LOCKING	Internal slam action Cablock with padlockable external handle as an option and padlockable toggle latch
SEAL	Double EPDM unbroken seal to the LID

TIS RH/50RW Access Hatch offering a full 50mm insulation, comes as standard with a curb liner, 300mm upstand, internal slam action cablock, internal toggle latch and padlockable external handle as an option.

### Features:

- Aluminium or Stainless Steel
- 300mm upstand
- Gas Spring assisted open/close
- Hold open stay arm
- Double unbroken EPDM seal to lid
- Heavy duty hinges
- Powder Coated to any RAL

### Options:

- Material: Aluminium 2.0/2.5mm or SS316 2.0mm thick sheet
- Mill Finish or any RAL Color
- Retractable Ladder to suit floor to ceiling height up to 3.5m
- Single or two color powder coating

### Dimensions:

- Please note the actual size of the structural opening is the clear opening of the Access Hatch

TOTAL INTERIOR SOLUTIONS TIS

P.O.BOX: 29618, Hamdan Street

Abu Dhabi, United Arab Emirates

☎ +971 2 633 3448

☎ +971 2 631 1156

✉ sales@tisolutionz.com

TOTAL INTERIOR SOLUTIONS WLL

P.O.Box: 30007, Jabr Bin Mohd. Street

Doha, Qatar

☎ +974 333 83847

☎ +971 2 631 1156

✉ sales@tisolutionz.com





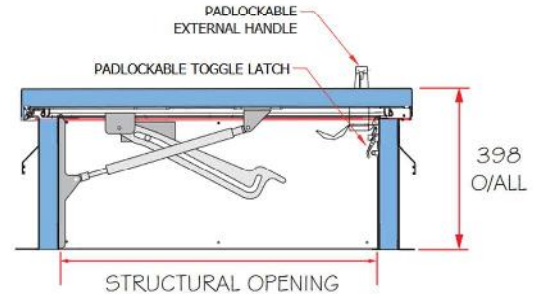
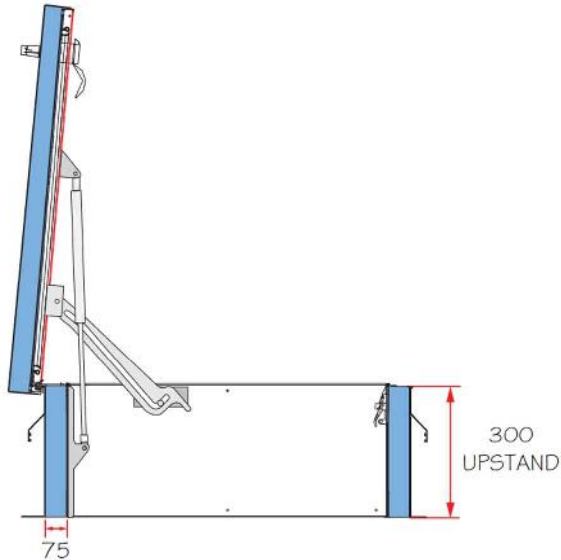


# Access Hatch

General Drawing

Roof Access Hatch

Product Reference: TIS RH/50RW



TOTAL INTERIOR SOLUTIONS TIS  
P.O.BOX: 29618, Hamdan Street  
Abu Dhabi, United Arab Emirates

+971 2 633 3448  
+971 2 631 1156  
sales@tisolutionz.com

TOTAL INTERIOR SOLUTIONS WLL  
P.O.Box: 30007, Jabr Bin Mohd. Street  
Doha, Qatar

+974 333 83847  
+971 2 631 1156  
sales@tisolutionz.com

TISolutionz

# Retractable Ladder



## Retractable (Loft) Ladder

Product Reference: TIS ZIP Ladder

Technical Specification	
DESCRIPTION	Retractable Ladder - TIS ZIP Ladder
MAXIMUM HEIGHT	3.5 Meter
MAXIMUM LOAD	200kg per tread 500kg/m <sup>2</sup> overall structure
OPERATION	Counter balanced springs are incorporated in to the pivot bracket for easy opening. Spring latch locked with operating pole
FRAME/DOOR	Manufactured from Steel or Wooden
TREADS	140 X 300mm as Standard
DOOR SIZE	600X900mm / 900X900mm / 1000X1000mm

TIS ZIP Ladder heavy duty retractable ladders are made to order to suit your floor to ceiling height. This unit comes complete, ready mounted to wooden ceiling door with polyfoam wooden box within a 27mm thick door

### Features:

- Deep and wide anti-slip treads
- Counter balance spring action
- Mounted to wooden trap ceiling door
- Maximum loading 200kg/tread
- Manufactured to satisfaction of EN 14975
- All treads size 140 X 300mm
- Powder Coated to Blue/Black/White/Orange

### Options:

- Material: Aluminium or Titanium Magnesium Alloy
- With and without ceiling door
- Wall mounted retractable ladder
- Additional treads

### Dimensions:

- Please note the maximum height retractable could reach is 3.5m from floor to ceiling (underside of false ceiling or roof)

TOTAL INTERIOR SOLUTIONS TIS

P.O.BOX: 29618, Hamdan Street

Abu Dhabi, United Arab Emirates

☎ +971 2 633 3448

☎ +971 2 631 1156

✉ sales@tisolutionz.com

TOTAL INTERIOR SOLUTIONS WLL

P.O.Box: 30007, Jabr Bin Mohd. Street

Doha, Qatar

☎ +974 333 83847

☎ +971 2 631 1156

✉ sales@tisolutionz.com



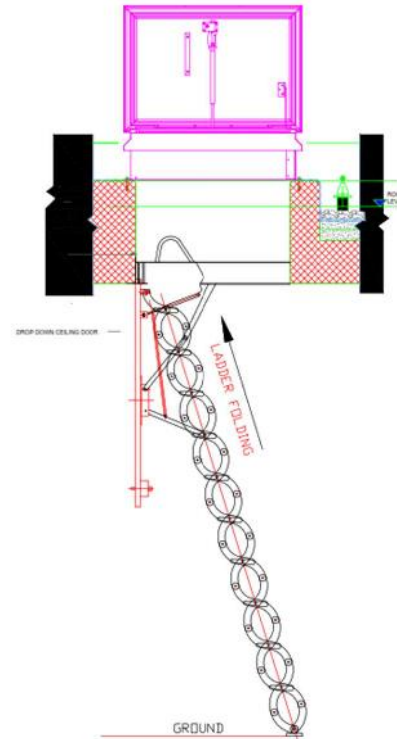


# Retractable Ladder

General Drawing

Roof Access Hatch

Product Reference: TIS ZIP Ladder



TOTAL INTERIOR SOLUTIONS TIS  
P.O.BOX: 29618, Hamdan Street  
Abu Dhabi, United Arab Emirates

+971 2 633 3448  
+971 2 631 1156  
sales@tisolutionz.com

TOTAL INTERIOR SOLUTIONS WLL  
P.O.Box: 30007, Jabr Bin Mohd. Street  
Doha, Qatar

+974 333 83847  
+971 2 631 1156  
sales@tisolutionz.com





ٲوٲل انٲئرور سولوشنز

TOTAL INTERIOR SOLUTIONS



Need assistance? Give our sales team a call.

+971 2 633 3448 – United Arab Emirates

+974 333 83847 - Qatar

sales@tisolutionz.com